

# Your certification process explained

IVDR – IN VITRO DIAGNOSTIC MEDICAL DEVICES REGULATION (EU) 2017/746



# Contents

Introduction	3
Information for new clients before submission	4
Important information	6
Conformity assessment process explained	6
Information for existing clients	8
Audit overview	10
Technical documentation assessment	12
Nonconformance and corrective actions request	13
Certification review	13
Certification for product distributors and importers	14
Following certification	14
Notification of changes and annual updates	17
Voluntary change of notified body	20
Other medical device certification services offered by SGS	22
Useful references	22
Annex 1	23
Annex 2	24



This important document outlines the process to obtain an IVDR (EU) 2017/746 certificate from SGS Belgium NV as IVD medical devices Notified Body 1639. It describes each stage of the conformity assessment process and gives essential guidance to organizations seeking certification as well as the regulatory and commercial conditions that apply. It must be read and understood to minimize nonconformances and delays in certification.

This document forms part of the overall information and requirements for certification services from SGS, along with the legal contract and [SGS Terms & Conditions](#).

# Introduction

SGS Belgium NV (Notified Body 1639) is an in vitro diagnostic medical device notified body. We are designated to certify a wide range of devices, including Sterile Class A, Class B, and Class C (currently excluding the highest-risk Class D and companion diagnostic devices). Once certified with us, you will be entitled to affix the CE1639 mark to your IVD medical devices and place them on the European Union market.

Upon successful completion of both the Quality Management System (QMS) audit and Technical Documentation Assessment (TDA) for all devices certified by SGS NB 1639, you will receive an EU Quality Management System (QMS) certificate. A sample of your technical documentation must be assessed, with the number of device technical documentations being reviewed depending on the risk class and total number of devices.

However, for self-testing and near-patient testing devices, the sampling approach is not permitted and the technical documentation from every device must be evaluated before certificate approval.

We can also provide quality management certificates to distributors or importers carrying out any activity mentioned in points (a) and (b) of IVDR Article 16(2), subject to an application and audit procedure. The sections applicable to this type of assessment will be indicated.

# Information for new clients before submission

SGS Belgium NV (Notified Body 1639) is part of SGS Group, a world-leading testing, inspection, verification and certification company. In order to effectively meet your needs, we provide our services globally via a network of affiliates, referred to as "SGS Delivering Offices". Your local SGS Delivering Office will serve as your primary point of contact throughout your certification process.

Please acknowledge that the conditions established in the following documents apply to your CE certification with SGS:

- [SGS Code of Practice](#)
- [SGS General Conditions for Certification Services](#)
- [Regulations Governing the Use of SGS Certification Marks](#)

Do not hesitate to contact your SGS Delivering Office to obtain more information about the certification process.

## Fees

A list of standard fees for conformity assessment activities under IVDR (2017/746) is available on our [EU IVD Medical Devices Regulations Information Center](#).

Please contact your local SGS Delivering Office to discuss a price estimate tailored to your device portfolio.

## Product Risk Classification

The first step will be to determine your product(s) classification according to the rules defined in Annex VIII of the IVDR. For clarification and further guidance, please refer to MDCG 2020-16.

## Conformity Assessment Route

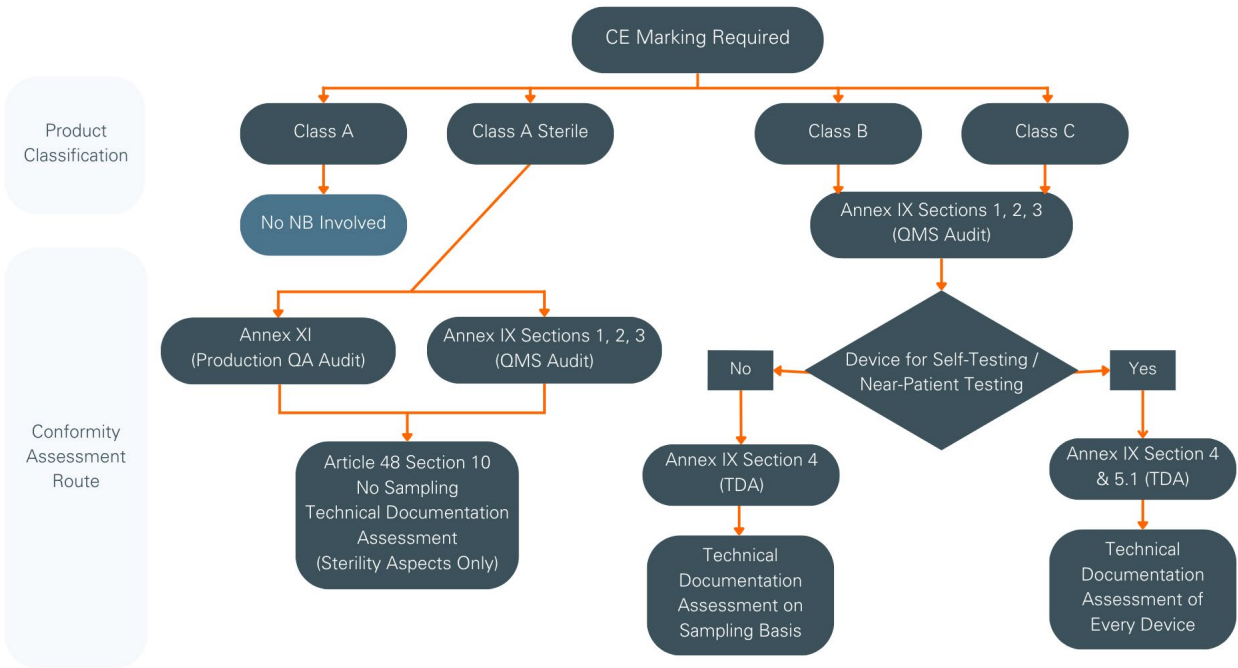
Once you have determined the risk classification of your device(s), you shall subsequently decide on the type of conformity assessment route you wish to apply, which is either:

- Conformity Assessment based on Quality Management System (QMS Audit) and on Assessment of Technical Documentation (TDA), as per Annex IX of the IVDR
- Conformity Assessment based on Production Quality Assurance, as per Annex XI of the IVDR

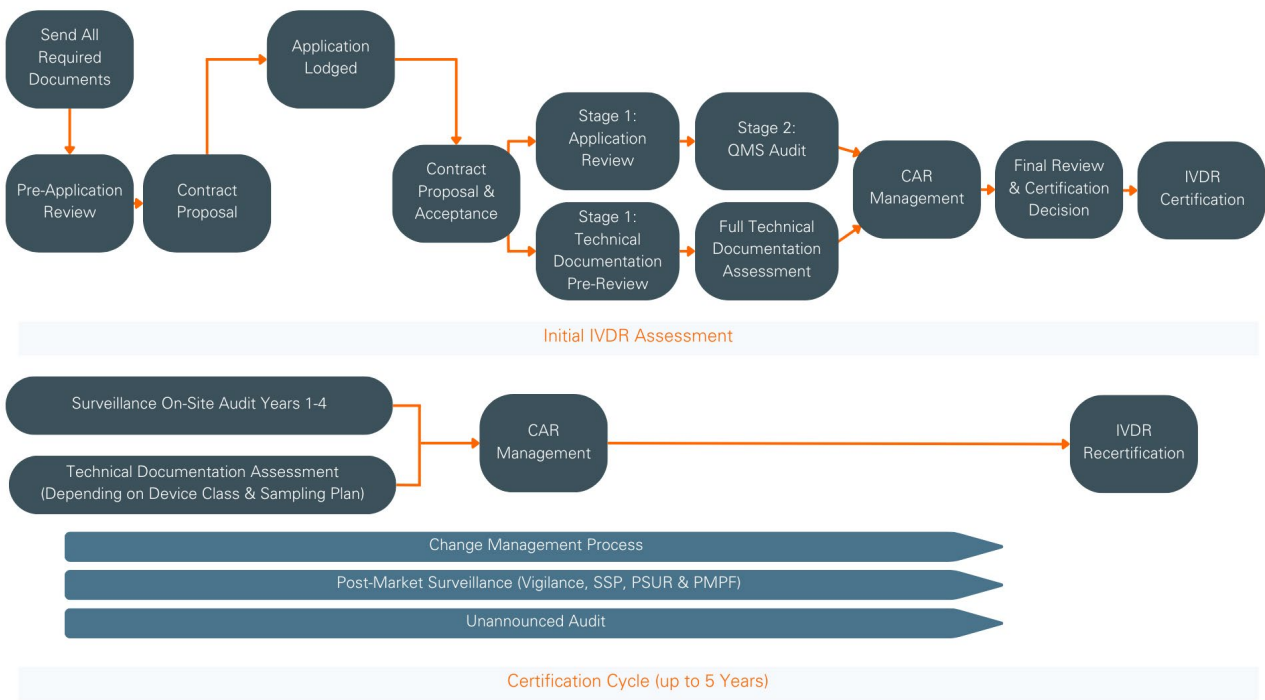
The diagrams below present the type of conformity assessment per class of device and guide you through the appropriate certification process that we may offer.

Acronyms: NB - Notified Body; TDA - Technical Documentation Assessment; CAR - Corrective Action Request.

Overview of Conformity Assessment routes from SGS NB 1639



Overall Conformity Assessment Process for QMS Audit and Technical Documentation Assessment





# Important information

## Certification Cycle and Surveillance

The certification cycle is normally five years. However, as stipulated in the IVDR, we reserve the right to shorten the cycle to four years or less, based on the results of the initial, surveillance or re-certification conformity assessment, or due to other factors such as vigilance issues or unannounced audit findings.

Throughout the certification cycle, we will periodically, at least once every 12 months, carry out surveillance audits and technical documentation assessments to ensure that your approved quality management system remains effective and that certified products remain safe and perform as intended.

## Changes / Amendments

Once your CE certification is awarded, and in the event of any developments that would alter the scope of your current certificate (such as a change of site or product range, reductions in scope, change in the company name, etc.) you must inform us in advance and wait for SGS NB 1639 official approval issued in writing before implementation of respective changes. Please consult [Annex 1](#) and the flowchart contained within to determine for which changes the prior notification to and official approval by SGS NB 1639 is required.

# Conformity assessment process explained

## Lodging Your Application (sending all required documents)

Please acknowledge that your application, technical documentation and any subsequent correspondence, including response to corrective action requests must be submitted in English. Nevertheless, we can generally accept that your QMS is either in your local language or English.

To apply for certification and to start the assessment process:

Download the IVDR Medical Device Questionnaire and IVDR Product Information Questionnaire, which are available via the SGS IVDR website: [EU IVD Medical Devices Regulations Information Center](#).

**Complete, sign, and send both documents** to your local SGS Delivering Office.

In both questionnaires it must be indicated whether your devices are:

- for self-testing (as per IVDR Article 2(5))
- for near-patient testing (as per IVDR Article 2(6))
- a companion diagnostic (as per IVDR Article 2(7))
- provided in a sterile state

If any critical processes are subcontracted or outsourced, copies of any relevant subcontractor / supplier certification should be sent with the Relevant Subcontractor and Supplier list, available via the SGS IVDR website:

[EU IVD Medical Devices Regulations Information Center](#).

By submitting the IVDR Medical Device Questionnaire as well as the IVDR Product Information Questionnaire(s), you confirm that as the legal manufacturer of the device you:

- Have an up-to-date documented quality management system available for audit by SGS.
- Fulfill the obligations imposed by the quality management system.
- Have a description of the procedures in place to ensure that the QMS remains adequate and effective, and the undertaking by the manufacturer to apply those procedures.
- Did not lodge nor will lodge any application with any other Notified Body for the same device-related conformity assessment procedure.
- Have up-to-date technical documentation available for assessment by SGS NB 1639. This must contain or refer to documents that contain:
  - All the QMS requirements. All certified in vitro diagnostic medical devices must be made available to the Notified Body if requested - including design, manufacture, purchase, inspections, etc. This applies to processes under your direct control as well as those carried out by suppliers and subcontractors.
  - The full product specifications, including qualitative and quantitative descriptions of the product composition and lists of components. No product specifications of the certified medical devices may be withheld from the Notified Body. This applies both to components manufactured in-house, as well as those purchased from external suppliers.
- Initiate and maintain a systematic procedure to review experience gained from devices in the post- production phase, including the provisions referred to in Chapter VII Section 2 Article 82 of the IVDR (EU) 2017/746, and to implement appropriate means to apply any necessary corrective action.
- Recognize your obligation to notify the competent authorities and SGS NB 1639 of the following incidents immediately upon learning of them:
  - Any serious incident involving your devices made available on the Union market, except expected erroneous results which are clearly documented and quantified in the product information and the technical documentation and are subject to trend reporting according to Article 83.
  - Any field safety corrective action related to your devices made available on the Union market, including any field safety corrective action undertaken in a third country in relation to a device that is also legally made available on the Union market, if the reason for the field safety corrective action is not limited to the device made available in the third country.

## Pre-Application Review

Your completed and signed IVDR Medical Device Questionnaire and IVDR Product Information Questionnaire(s) are reviewed internally by SGS NB 1639. During this step, we will:

- Review the completeness of the application with respect to the requirements of the relevant conformity assessment procedure, as referred to in the corresponding Annex in IVDR, under which approval has been sought (Annex IX or XI for SGS NB 1639).
- Request additional information, if necessary.
- Review the verification of the qualification of products covered by the application as devices and their respective classifications.
- Review whether the conformity assessment procedures chosen are applicable to the device in question under the IVDR.

- Confirm that the devices and the conformity assessment procedures chosen lie within the scope of SGS NB 1639 designation.
- Confirm that SGS NB 1639 has sufficient and appropriate resources to carry out the conformity assessment in a timely manner.

Based on the pre-application review, we will create a contract proposal. A commercial proposal and associated master service agreement will be shared with you and henceforth SGS NB 1639 considers your application officially lodged.

At this point, you can decide whether to sign the contract proposal and proceed with the certification process with SGS NB 1639.

In exceptional circumstances, we may refuse the application following the pre-application review.

This could be caused by an incomplete application, problems in the application documents, when some of the devices included in the application are outside of the SGS NB 1639 designation scope, or where we do not have sufficient resources available to serve you.

Please note that any refusal or withdrawal from the point where your application is considered lodged by SGS NB 1639 or later, such as after contract signature or application review (Stage 1 audit), will be notified in EUDAMED by SGS NB 1639.

# Information for existing clients

## Following application submission

### Contract Proposal

The contract proposal, consisting of a Master Service Agreement and a commercial proposal (including quotation), is presented to you by your local SGS Delivering Office for your consideration. If the contract proposal does not adequately include all your requirements or if you have questions, please contact your local SGS Delivering Office to discuss any queries and the next steps. The contract proposal is valid for 60 days. Once the 60 days end, we will review the contract again and issue a new quote if necessary. Please note that we can only enter a contract with the legal manufacturer.

To apply for certification and to start the assessment process, the contract proposal (commercial proposal and associated master service agreement) must be completed, signed, and returned to SGS NB 1639 via your local SGS Delivering Office. We recommend this be done as soon as your decision to proceed has been made to allow maximum time for planning.

Once you have signed the contract, you must notify us of any change and receive official written approval from SGS NB 1639 before its implementation, as per the dedicated section on [Notification of Changes](#) below.

### Your responsibilities and duties as an applicant (or already certified client)

As the legal manufacturer making the application (the applicant), you retain full liability for registered products and/or services and full responsibility for correct categorization, classification, and adherence to standards.

The applicant undertakes that no other application to a different Notified Body for this scope is outstanding. The circumstances of any previous Notified Body application will be documented by the applicant and sent to us before an application is accepted.

The applicant undertakes to carry out all obligations arising from a certified quality management system and applicable regulations and maintain its adequacy and efficiency.



The application is valid for a period of up to one (1) year after the effective date of the contract proposal (the signature date taken into consideration is the date of signature by SGS). If the assessment has not been scheduled after this period, the contract proposal becomes void, and the applicant needs to reconfirm all submitted information to receive a new contract proposal.

The applicant undertakes to inform us before implementation of any change that could impact the device's compliance with the IVDR (EU) 2017/746, affect the risk-benefit ratio, or impact the performance evaluation of the device.

The applicant undertakes to institute and maintain a post-market surveillance system in accordance with IVDR Chapter VII and to inform SGS NB 1639 in writing of any substantiated Vigilance Reports on certificated devices.

The applicant undertakes only to affix the CE Mark when all requirements of the IVDR (EU) 2017/746 are met.

The applicant is responsible for all the fees and costs associated with any activity that SGS considers necessary to grant or maintain certification or which is required by a European competent authority.

The applicant is responsible for informing us of all information necessary to ensure that audits, unannounced audits, assessments, and communications can be efficiently and effectively undertaken, that certification accurately reflects the current activities and product ranges, and that SGS is aware of all significant proposed changes. For more information, please consult the section dedicated to [Notification of Changes and Annual Updates](#) and [Annex I](#).

The applicant is responsible for the right of access of SGS to each of its sites covered by the certification scope, including defined suppliers and subcontractors, both for unannounced audits and scheduled audits (initial, surveillance, and re-certification). Your contracts with relevant suppliers and subcontractors must include this stipulation. The applicant must annually inform us of any periods during which unannounced audits cannot be conducted for themselves and each of their relevant suppliers and subcontractors.

Details of the applicant's processes for certification and control of outsourced activities are not assessed at the contract proposal stage. Therefore, if certification and control of relevant subcontractors and suppliers are found to be inadequate after application, additional audits may be required, incurring an additional cost.

The applicant will facilitate as far as legally possible the obtaining of visas for auditors to undertake audits.

The applicant takes full responsibility for the safety and security of the audit team whilst on-site and for scheduled audits including advising on safe travel and accommodation arrangements, when necessary.

## **SGS responsibilities and duties as Notified Body (NB 1639)**

We will not disclose any client information to third parties, with the exception of regulatory or enforcement authorities, where they are entitled to be informed under the IVDR (EU) 2017/746. This excludes information made publicly available in EUDAMED according to the IVDR (EU) 2017/746, as this information cannot be considered confidential.

Competent authorities, including EU experts and the Joint Assessment Team may access all information gathered during the assessment of the applicant to verify that conformity assessments have been conducted by SGS in accordance with IVDR requirements.

We retain the right to suspend, withdraw, or amend the scope of certification by informing the organization in writing with justification for such a decision. This includes suspension following a refusal to accept a scheduled or unannounced audit or following undue restrictions or pressure during the audit, either at your site, or that of a listed relevant supplier or subcontractor.

We retain the right to take photographs of devices and manufacturing sites, to collect samples from the audit site, to secure copies of documents and electronic data, and to purchase samples of devices where necessary.

We retain the right to undertake any audit, assessment, or regulatory action deemed necessary to grant or maintain certification or check compliance, including visits to suppliers, subcontractors, and distributors and testing of product(s). Such activities may be carried out by us without a further application process and will be chargeable to the client.

We will provide, upon request, a written explanation for the need for any additional audit, assessment, test, or regulatory action, nonetheless, we are not obliged to inform the client before such action is undertaken.

When requested, we will provide documentary proof of the identity of unannounced audit team members and a telephone number for clients to confirm the authenticity of the unannounced audit team.

Unless stated in the proposal, it has been assumed that no further audits of suppliers, subcontractors, or additional sites are required. However, during the audit process, if further information indicates a different situation, you will be informed, and any extra visits will be agreed upon at an additional cost.

Based on the provided information, we will define the on-site audit duration, sampling plan of your technical documentation assessment and subsequently prepare a commercial proposal that would contain the price for your certification cycle.

# Audit overview

## Stage 1 audit for initial certification

The Stage 1 audit is primarily conducted on-site, however, can be also performed off-site if specific circumstances are met. The Stage 1 audit includes an appraisal of your Quality Management System documentation and intended scope of certification, including products, processes, site locations, and related statutory and regulatory aspects.

This stage will include:

- Review of all documents and elements listed in Annex IX Section 2.1:
  - The documentation on the manufacturer's quality management system
    - A documented description of the procedures in place to fulfill the obligations arising from the quality management system and required under the IVDR and the undertaking by the manufacturer in question to apply those procedures,
    - A description of the procedures in place to ensure that the quality management system remains adequate and effective, and the undertaking by the manufacturer to apply those procedures,
  - The documentation on the manufacturer's post-market surveillance system and, where applicable, on the Post-Market Performance Follow-up (PMPF) plan
    - The procedures put in place to ensure compliance with the obligations resulting from the provisions on vigilance set out in IVDR Articles 82 to 87,
    - A description of the procedures in place to keep up to date with the post-market surveillance system, and, where applicable, the PMPF plan, and the procedures ensuring compliance with the obligations resulting from the provisions on vigilance set out in IVDR Articles 82 to 87, as well as the undertaking by the manufacturer to apply those procedures,
  - Documentation on the performance evaluation plan
    - A description of the procedures in place to keep the performance evaluation plan up to date, considering the state-of-the-art,
  - A list of your sets of technical documentation for the devices you wish to CE mark. You may be requested to send a copy of selected technical documentation to the SGS Delivering Office prior to the audit,
  - Your quality manual, procedures and work instructions which ensure compliance with the IVDR (EU) 2017/746, appropriate common specifications, and the harmonized standards for quality management systems (including sterilization and other critical processes). These should be controlled and sent to the audit team in an electronic format,

- A copy of the current internal audit schedule, the last internal audit report, and the minutes of the last management review to demonstrate that your internal audit and management review processes are functioning,
- A draft of an EU declaration of conformity in accordance with the IVDR Article 17 and Annex IV of the IVDR for the device model(s) covered by the conformity assessment procedure,
- An evaluation of your location and site-specific conditions and discussions with you to determine your preparedness for the Stage 2 audit,
- A review of your status and understanding regarding the requirements of the standard(s) and regulations, concerning the identification of key performance or significant aspects, processes, objectives, and operation of the quality management system,
- A review to ensure that internal audits and management reviews are being planned and performed and that the level of implementation of the quality management system confirms that you are ready for the Stage 2 audit,
- Determination of compliance with the documentation requirements of the IVDR (EU) 2017/746 and the allocation of resources, evaluation of codes, and working documentation for the Stage 2 audit.
- The technical documentation is checked for preparedness to ensure that it is up to date for technical documentation assessment. The technical documentation itself will be assessed off-site as per the section [Technical Documentation Assessment](#).

You will receive a Stage 1 application review audit report outlining any deficiencies (findings) to enable immediate action to be taken, before moving forward through the process. Serious deficiencies detected within the QMS during the Stage 1 audit, technical documentation preparedness, existing certification, or certification of a relevant subcontractor and/or supplier could result in you being advised of additional costs and/or delay to the Stage 2 audit or technical documentation assessment. A Stage 2 audit plan will be provided to you after the Stage 1 audit.

## Stage 2 audit for initial certification

This step is usually conducted several weeks after the Stage 1 audit to ensure that you have sufficient time to implement the Stage 1 audit findings. We are led by you regarding the time between Stage 1 and Stage 2 activities, however, four (4) weeks minimum would be recommended and both stages should be planned well in advance.

A Stage 2 audit is performed on-site or as a hybrid audit (partially on-site and partially remote) and constitutes a comprehensive evaluation of your documented QMS compliance with the IVDR (EU) 2017/746. This audit will also confirm the status of relevant suppliers and subcontractors, your critical processes, and the eligibility of your products for in vitro diagnostic medical device certification.

All assessment conclusions are based on a sampling of audit evidence to demonstrate effective implementation of the quality management system, control over the processes, and progress made towards achieving your stated quality objectives and compliance with IVDR (EU) 2017/746.

At the conclusion of the audit, the audit team leader will make a recommendation dependent on the findings. The audit team leader will discuss any findings that may comprise major and minor nonconformances. The audit team leader will also confirm with you the name, address and proposed scope details which will appear on your certificates.

Where non-conformances are identified as part of the audit, these will be described and provided to you as Corrective Action Requests. You will need to address any major non-conformances and SGS NB 1639 will need to evaluate them and approve as closed before your QMS certificate can be issued (please refer to [Annex 2: Corrective Action Request](#)).

# Technical documentation assessment

*This section does not apply to assessments conducted according to IVDR Article 16.*

## General description

The assessment of your medical device technical documentation is conducted in parallel to the on-site audit and is performed on a sampling basis<sup>1</sup> for Class B and Class C devices. Devices for self-testing and near-patient testing are not subject to sampling and the technical documentation of each product must be assessed. Similarly, the sampling approach is also not permitted for sterile Class A devices, however, for these products our assessment as notified body will focus on the sterility aspects only.

You must send to us:

- A completed In Vitro Diagnostic Medical Device Regulation (IVDR) Client Technical Documentation Submission Checklist. This form is available on the [EU IVD Medical Devices Regulations Information Center](#).
- A complete copy of your technical documentation, including the applicable sections of your QMS required to support your technical documentation.
- All documentation should be presented in text searchable format (i.e., text recognition PDF or Microsoft Word format) and appropriately indexed to allow easy access to the relevant information.
- Technical documentation should be submitted in English.
- Send all documents electronically through a secured web-based application with prior agreement from SGS NB 1639.
- If any relevant processes are subcontracted or outsourced, copies of any subcontractor/supplier's current certification should also be sent.

In order to assess the overall readiness of your technical documentation, a Stage 1 (pre-review) will be conducted. Stage 1 review is performed to ensure that your submitted technical documentation is of sufficient quality to undergo a full review (Stage 2 - main review) within the allocated time and allowed rounds of follow-ups, and that it generally complies with the requirements of Annex II and Annex III of the IVDR. The outcome of the Stage 1 (pre-review) is either positive or negative.

- If positive, the technical documentation is considered appropriate, and Stage 2 (main review) may proceed as scheduled.
- If negative, the technical documentation is not considered ready, and Stage 2 (main review) will be postponed. In this scenario you will be requested to appropriately update your technical documentation and resubmit thereof in the due time.

During the first round of Stage 2 (main review), all findings are raised as Potential Issues to be Clarified (PIC). If PICs are not sufficiently clarified by your organization within the appropriate response, they will be subsequently escalated and reported as nonconformances using the SGS format of a Corrective Action Request (CAR).

Please consult [Annex 2](#) for detailed information on this process.

If the assessment of your technical documentation has led to a high number of nonconformances, of which a minimum of 50% remain insufficiently addressed at the first follow-up review, SGS NB 1639 may reject the technical documentation. In this scenario, we will ask you to provide fully updated technical documentation in order to restart the assessment. Please note that a fee will be charged for the initial assessment, even if it has been stopped early as the technical documentation is not compliant.

---

<sup>1</sup> Devices are sampled in accordance with MDCG 2019-13

## Devices for self-testing and near-patient

For devices for self-testing and near-patient, please ensure compliance with the specific procedure described in IVDR (EU) 2017/746 Annex IX Section 5.1.

# Nonconformance and corrective actions request

Major or minor nonconformances may be identified by auditors or product assessors during:

- Stage 2 audit
- Technical documentation assessment
- Any further surveillance activities, such as:
  - Regular surveillance on-site audit
  - Unannounced audit
  - Device testing
  - PSUR assessment
  - SSP validation

Time to review and close the nonconformances will be invoiced in addition to the defined initial duration of the audit or technical documentation assessment.

Please note that a certificate cannot be issued until all major nonconformities are closed.

For further information on the closure of minor and major Corrective Action Requests (CARs) and associated timelines, please refer to [Annex 2](#).

## Certification review

After completion of the Stage 2 audit and technical documentation assessment, respective reports will be compiled off-site and provided to you. Subsequently, we conduct an independent review of all the audit documentation, root cause analysis, corrective action plans, and any corrective actions taken. The independent review may in some cases trigger requests for additional information or clarification, which you will be required to provide.

Any queries raised during the final review must be appropriately addressed and closed before a certificate may be issued. A certification decision is made at the end of this review process. Limited changes to the certificate scope may be made at this point, however, we will inform you if this is the case. In certain circumstances, SGS NB 1639 may decide to reduce the duration of certificate validity and accordingly, we will provide you with a rationale justifying this decision.

The outcome of the conformity assessment and associated certification decision and - if applicable - the issued certificate, will be processed and registered in EUDAMED by SGS NB 1639.





# Certification for product distributors and importers

SGS NB 1639 can also provide QMS certificates to distributors or importers carrying out activities mentioned in points (a) and (b) of IVDR Article 16(2), subject to an application and audit procedure.

Article 16(2) states that any importer or distributor may translate the existing information supplied by the manufacturer as necessary to place the device in the relevant Member State. They may also change the outer packaging of a device and/or pack size if this is necessary to market the device in the relevant Member State, ensuring that the original conditions of the device are unaffected.

Therefore, distributors and importers must ensure that their QMS includes (where applicable):

- Procedures to ensure that the translation of information is accurate and up to date,
- Any repackaging is performed by maintaining the original condition of the device,
- Procedures ensuring the manufacturer informs the distributor or importer of any corrective action taken concerning the device to respond to safety issues or to bring it into conformity with the Regulation (EU) 2017/746.

Consequently, technical documentation assessment is not included in the IVDR Article 16 certification process for distributors and importers, and therefore only the QMS aspects will be assessed for compliance with the IVDR.

## Following certification

### Surveillance visits after CE certification

Once issued, certificates are only valid if subject to regular audits to ensure the satisfactory maintenance of your quality management system. Ongoing scheduled audits (surveillance visits) must be conducted annually to verify the continued implementation of your quality management system according to planned arrangements, the requirements of the standard(s), and applicable regulations.

The first surveillance audit must be scheduled within 12 months following the certification decision date. Subsequent surveillance audits must be completed within 12 months of the previous surveillance audit. Certain mandatory elements (including device testing and technical documentation assessment based on sampling plan) will be reviewed during every visit, alongside other pre-selected processes. Prior to every scheduled audit, we will send you a Medical Devices Pre-Audit Questionnaire (PAQ) (which is also available on the [EU IVD Medical Devices Regulations Information Center](#)) that shall remind you to check on recent and gradual changes. The Pre-Audit Questionnaire serves as a summary of all changes submitted by your organization between respective audits. It is essential that PAQ is completed by you and returned to your local SGS Delivering Office well before the audit (no later than two months prior to scheduled visit). Please remember that PAQ must not be used as a replacement to the Medical Devices Notification of Changes, Regulatory Action, Consultancy or Services Rendered form and does not exempt your organization from the reporting obligation (please refer to section [Notification of Changes and Annual Updates](#)).

During a surveillance audit, one or more devices will be tested (witnessing test) according to the defined sampling plan. However, if this cannot be achieved on-site, devices will be sampled and tested outside of the manufacturer's site, and the fee will be invoiced in addition to the audit cost.

Surveillance activities also cover the assessment of technical documentation, based on the established sampling plan. When requested by your local SGS Delivering Office, you must submit the required technical documentation, similarly to an initial certification, within four (4) weeks of the request to allow technical documentation assessment.

An audit plan will be provided to you prior to the agreed surveillance audit date. Please note that the flexibility in the timing of ongoing visits is strictly limited by requirements defined on surveillance and re-certification, as per IVDR Annex IX Section 3.3, Annex VII Section 4.10 and 4.11.

## Unannounced audit after CE certification

An unannounced audit cycle is associated with your certificate, therefore if you have multiple conformity assessment procedures leading to multiple certificates, you will have one unannounced audit cycle per certificate. Unannounced audits can be undertaken at any time within the certification cycle, excluding prior agreed periods of unavailability. Periods of unavailability of your organization and any relevant subcontractors and suppliers must be sent to your local SGS Delivering Office for the upcoming year and not later than the end of each calendar year using the Unannounced Audit Questionnaire, which is made available to you on the [EU IVD Medical Devices Regulations Information Center](#).

Any changes to these dates shall be notified to us as soon as possible via the Medical Device Notification of Changes Regulatory Action, Consultancy, or Services Rendered form, which is available on the [EU IVD Medical Devices Regulations Information Center](#). In the absence of this questionnaire, we will assume that there is no period of unavailability. As the name suggests, no notice will be given for an unannounced audit, therefore, you must always be ready to facilitate these audits. Unannounced audits to investigate product compliance may be undertaken by us at any defined location. It is your obligation to define these locations and facilitate these audits. If an unannounced audit cannot be performed, this could lead to suspension of your certificate.

Unannounced audits will focus on checking the production and traceability aspects of one of the more recent batches of devices, witnessing the final testing and inspecting processes, and auditing two processes critical to the safety and regulatory compliance of the devices. Samples may be taken for subsequent testing. You must ensure that the technical documentation is available at the audit site so that it can be compared with actual or recent production records.

The frequency of unannounced audits will be once every five-year cycle. However, the frequency can be increased at our discretion, following information received during audits or from other sources that devices may be nonconforming. The minimum duration of an unannounced audit is one (1) day for 2 auditors simultaneously.

## Re-certification

As part of this program, it is not necessary to conduct a new full Stage 1 audit (application review) and Stage 2 audit. Instead, we perform a re-certification audit which is more in-depth than a surveillance visit, and which may include an off-site technical documentation assessment. Consequently, this will ensure that we review all aspects of your quality management system and technical documentation.

In the year before the expiry of your IVDR EU Quality Management System certificate, you will be contacted by your local SGS Delivering Office to confirm your willingness to continue certification with SGS NB 1639 and a new contract proposal will be created. The Medical Devices Pre-Audit Questionnaire (PAQ) will be sent to you before the scheduled re-certification audit, which will remind you to check any recent and gradual changes.

The Pre-Audit Questionnaire serves as a summary of all changes submitted by your organization between respective audits. It is essential that PAQ is completed by you and returned to your local SGS Delivering Office well before the re-certification audit (no later than two months prior to a scheduled visit).

Please remember that PAQ must not be used as a replacement to the Medical Devices Notification of Changes, Regulatory Action, Consultancy or Services Rendered form and does not exempt your organization from the reporting obligation (please refer to section [Notification of Changes and Annual Updates](#)).

Similarly, in the year before your IVDR EU Technical Documentation Assessment certificate expires, you will be

contacted by your local SGS Delivering Office to confirm your willingness to continue certification with SGS NB 1639, and a new contract proposal will be created. Re-certification of self-testing and near-patient devices focuses on the assessment of changes, post-market activities, and new risks.

For renewal of the EU Technical Documentation Assessment certificate, you are required to:

- Complete a Medical Devices Pre-Audit Questionnaire
- Provide a copy of the full technical documentation, and
- A summary of changes and scientific findings including all points as per IVDR Annex VII Section 4.11:
  - All changes to the originally approved device, including changes not yet notified,
  - Experience gained from post-market surveillance,
  - Experience from risk management,
  - Experience from updating the proof of compliance with the general safety and performance requirements set out in IVDR Annex I,
  - Experience from reviews of the performance evaluation, including the results of any performance studies and PMPF,
  - Changes to the requirements, to components of the device, or to the scientific or regulatory environment,
  - Changes to applied or new harmonized standards, CS or equivalent documents, and
  - Changes in medical, scientific and technical knowledge, such as:
    - New treatments,
    - Changes in test methods,
    - New scientific findings on materials and components, including findings on their biocompatibility,
    - Experience from studies on comparable devices,
    - Data from registers and registries,
    - Experience from performance studies with comparable devices.

The re-certification audit must be carried out, and major non-conformances must be closed before the expiry of your current certificate.

# Notification of changes and annual updates

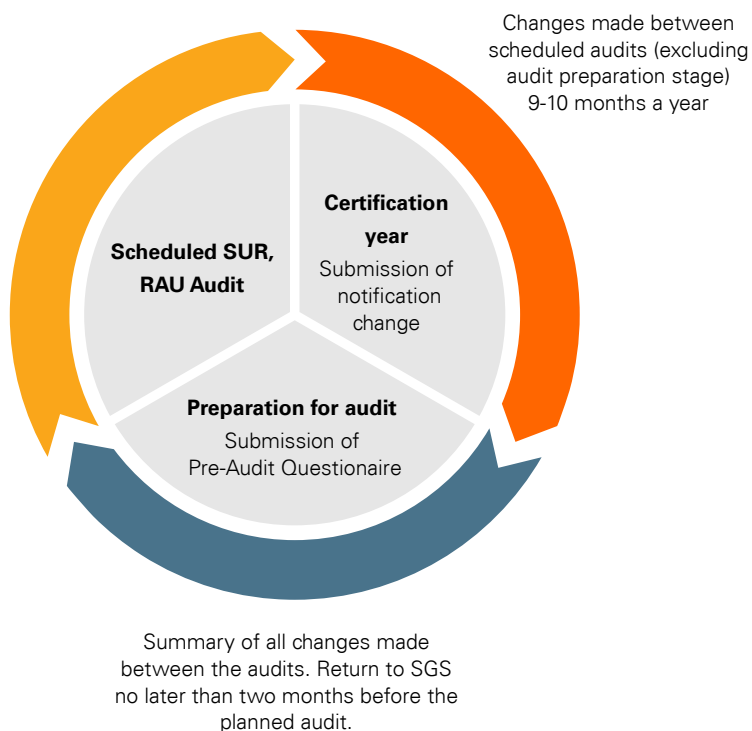
You shall inform SGS NB 1639 before implementation of any changes (see Annex 1) or regulatory actions which may affect:

- The approved quality management system(s) or to the product range covered,
- The approved design of a device,
- The intended use of, or claims made, for the device,
- The approved type of device,
- Any substance incorporated in or utilized for the manufacturing of the device and is subject to the specific procedures following Section 4.5.5 of Regulation (EU) 2017/746,
- General operations of your company.

This should be reported using the Medical Devices Notification of Changes, Regulatory Action, Consultancy or Services Rendered form (NoC), available via the [EU IVD Medical Devices Regulations Information Center](#).

In order to determine if a proposed change must be reported to SGS NB 1639, please refer to [Annex I](#) which contains applicable submission flowcharts. Please acknowledge that any change which is not falling into the reportable category shall be nevertheless recorded in your QMS and will be evaluated by our auditors during the on-site visit.

Changes cannot be implemented, and devices cannot be placed on the market until formal approval of the change is issued in writing by SGS NB 1639. If changes are implemented affecting certified devices without formal approval by SGS NB 1639, then these devices would no longer be deemed covered by the issued certificate and thus not legally placed on the Union market.



The graph represents the suggested submission timeline, which will facilitate your Notification of Change being evaluated adequately and if necessary, your contract amended in due time before the audit preparation stage.

*Please note that your organization is allowed to submit NoC outside of the suggested timeline. Nonetheless, you shall be aware that if a submission is done too close to the audit date, your NoC might not be processed in time and consequently it will not be possible to assess the respective change during the audit.*

We shall assess the proposed changes, determine the potential need for an additional on-site audit or technical documentation assessment, and verify whether, after those changes, the quality management system still meets the requirements referred to in Section 2.2 of Annex IX of the IVDR.

We shall subsequently notify the manufacturer of our decision through the submitted Notification of Change form, which will be delivered to you by your local SGS Delivering Office. This will contain the conclusions of the assessment and, where applicable, conclusions of any additional on-site audit or technical documentation assessment. The approval of any substantial change to the QMS or the device range covered shall take the form of a supplement to the EU Quality Management System certificate and EU Technical Documentation Assessment certificate, if relevant.

The scheduling of any extension to the scope of certification can take place at the same time as the surveillance audit or re-certification audit or can be carried out between visits, depending on the nature and timing of the change. This can be conducted as an on-site audit, or in some cases, by an off-site technical documentation assessment. The appropriate method will be shown in the approved notification of change form and associated contract proposal.

## Special considerations for legacy devices

If your device has a valid IVDD certificate and is currently under the transitional period between IVDD and IVDR, please be aware of the requirement for surveillance oversight by a Notified Body (see IVDR Article 110(3e) and MDCG 2022-15).

As stated in Regulation (EU) 2024/1860, the transitional period applies, assuming there are no significant changes in the design and intended purpose of your device. Therefore, the quality management system approved under the IVD Directive (98/79/EC) needs to be maintained, however, all relevant requirements on post-market surveillance, vigilance, and registration of devices and economic operators under the IVDR shall be included and appropriately addressed.

If your device is a legacy device with an IVDD certificate which continues to be valid, subject to the rules governing the IVDD-IVDR transitional period, we invite you to engage with SGS NB 1639 for your IVDR certification. In this case, the obligations for appropriate surveillance of your legacy devices (see IVDR Article 110(3e), MDCG 2022-15 and Regulation 2024/1860) will have to be transferred to SGS NB 1639 by September 26th, 2025, at the latest. We can arrange the transfer of your certificate from previous IVDD notified body to SGS NB 1639 and upon completion of the appropriate agreements, we will assume the oversight responsibility of your device(s).

## Vigilance

Vigilance events must be reported to the relevant competent authority by the manufacturer or, for manufacturers based outside the EU, by their EU Authorized Representative. EUDAMED “vigilance and post-market surveillance” module must be used for vigilance reports six months after the module has been released. Until this point, vigilance reporting should be completed via a Manufacturer Incident Form, available from the European Commission.

A copy of the report submitted to the competent authority must also be sent to SGS NB 1639. This allows SGS NB 1639 to decide if particular actions must be taken (such as extraordinary surveillance measures, review of specific products or processes during the next audit, ...) and to estimate the impact on the validity of existing certificates. It is not the role nor the responsibility of Notified Bodies to actively follow up on each incident; thus, in some cases, we will review your reports, but we will not necessarily contact you.

To submit your vigilance report to SGS NB 1639, please send an email to [medicaldevices.vigilance@sgs.com](mailto:medicaldevices.vigilance@sgs.com)



The email should contain the following:

1. A copy of the vigilance report that was submitted to the competent authority, which could be one of the following:
  - Manufacturer's Incident Report (initial, final and combined, but not follow-up reports)
  - Manufacturer's Field Safety Corrective Action Report with attachments (e.g. copy of a Field Safety Notice)
  - Manufacturer's Periodic Summary Report (PSR)
  - Manufacturer's Trend Report

If you are reporting more than 10 serious incidents per month, we strongly recommend that you inform us of these in batches, in the form of a monthly report, to avoid additional administrative overheads. Irrespective of this, serious incidents must be reported to the relevant competent authority within 15 days of you becoming aware of them or sooner, as per Article 82 of the IVDR.

2. The subject of the email should include the manufacturer's reference number for vigilance and the type of report as shown in this example: Ref. 20-24-BLA-RB-0001664 Initial Vigilance Report.

3. In the body of the email, please include the affected certificate(s) types and numbers.

After your submission and within a maximum period of 2 weeks, you will receive a confirmation email (as a reply) that your submission has been received. This will mark the start of the review process of your vigilance report.

After a review by SGS NB 1639, we will either file the information as input for the audit team at the next scheduled audit (in this instance, there will be no communication from SGS NB 1639) or undertake additional actions, which must be executed as soon as possible.

This could include:

- Request for additional information to be provided to SGS NB 1639,
- SGS NB 1639 assessing the technical documentation or specific documentation relating to the vigilance action,
- SGS NB 1639 enforcing surveillance activities (for example increasing the frequency of your on-site audits or conduct the unannounced audit).

Work undertaken by SGS NB 1639 as a response to vigilance reports will be invoiced.

Please note that you can request a guidance document explaining how to report vigilance to SGS NB 1639 by sending a respective request to [medicaldevices.vigilance@sgs.com](mailto:medicaldevices.vigilance@sgs.com)

## Summary of Safety and Performance (SSP)

Manufacturers of Class C devices must draw up a summary of safety and performance (SSP), to be validated by the notified body (IVDR Article 29). The SSP must be submitted as part of the technical documentation or as a standalone document based on the template provided in MDCG 2022-9. We will validate the SSP, either as part of the initial technical documentation assessment or during the certification cycle. After this review, we will only contact you if any further action is required relating to the SSP, and if not, we will upload it to the European database on medical devices. Note that a review of your SSP may be followed by rounds of nonconformances and a review of responses until all nonconformances are closed. The costs quoted in the proposal assume no nonconformances will be raised – the review of respective responses to nonconformances will be invoiced.

## Periodic Safety Update Report (PSUR) for Class C devices

As a requirement of the Article 81 of IVDR (EU) 2017/746, manufacturers of Class C devices must:

- Prepare the Periodic Safety Update Report (PSUR) as part of their post-market surveillance activities,
- Update the PSUR at least annually. The PSUR shall be part of the technical documentation, as specified in Annex II and Annex III of Regulation (EU) 2017/746,
- Make the PSUR available to the Notified Body involved in the conformity assessment and, upon request, to competent authorities,

After the assessment of a PSUR, we might undertake additional actions, including:

- Request for the provision of additional information to SGS NB 1639,
- SGS NB 1639 assessing the technical documentation for the device, or specific documentation relating to the PSUR update,
- SGS NB 1639 carrying out an unannounced audit.

Note that a review of a PSUR may be followed by rounds of nonconformances and a review of responses until all nonconformances are closed. Work undertaken by SGS concerning PSUR updates will be invoiced.

## Post-market surveillance report for Class A and B devices

Manufacturers of class A and B devices are required to prepare a post-market surveillance report and update it when relevant (IVDR Article 80). This report may be requested by the competent authority and/or the Notified Body.

# Voluntary change of notified body

If you hold certification with another Notified Body, you may decide to undertake a voluntary change of Notified Body (IVDR Article 53) and transfer certification to SGS NB 1639 at any point within your certification cycle. A voluntary change of Notified Body can only occur while your current certificates are valid. If you are uncertain whether you meet the criteria, please contact us to discuss the available options for certification with SGS NB 1639.

To initiate your voluntary change of Notified Body to SGS NB 1639, you are required to apply as explained in the section above ("Lodging your application"). In addition, the following documents must be submitted:

- Copies of audit reports from your current Notified Body certification cycle,
  - Copies of nonconformances raised in your current certification cycle,
  - Copies of Technical Documentation Assessment Reports (if applicable),
  - Copies of labeling (which includes labels and Instructions for Use),
  - A summary of complaints since your last audit,
  - A summary of any incident reports or regulatory actions since your last audit,
  - Copies of your current certificate(s) with date of validity.
- You may additionally submit, or we may request additional information, such as:
    - The last batch or series number under your current Notified Body responsibility,
    - For Class C devices, the Post Market Surveillance Report,
    - For Class C devices, the Summary of Safety and Performance.

We will conduct a review of your existing certification and associated documentation and will provide you, based on our risk assessment, with a proposal to either take over your certification within the existing cycle ([Scenario 1](#)) or start a new cycle ([Scenario 2](#)).

In addition to the normal contract proposal (see section on "[Contract Proposal](#)"), we will send you a Voluntary change of Notified Body Declaration to complete and sign.

During the voluntary change process, from contract signature until certificate delivery, we may contact the current (i.e. outgoing) Notified Body to reconfirm the validity of the certificates being transferred and agree on the transfer date; the date when the outgoing Notified Body certificates will be withdrawn and SGS NB 1639 certificates issued. Under normal circumstances, you will be covered by a valid certificate throughout the transfer process, and your ability to place devices on the Union market should not be disrupted.

The application for a voluntary change of Notified Body remains valid for a period of up to one (1) year after the effective date of the signed contract. If the voluntary change assessment has still not been planned after one year, then the contract proposal becomes void. In this case, the applicant would need to sign a new contract with SGS to continue the process.

After the transfer of the Notified Body is completed, the applicant must update all labeling and other references to the outgoing Notified Body to refer to SGS Belgium NV (NB 1639) instead, as appropriate. This must be done as soon as possible and no later than 6 months after the transfer date.

### **Application review: Stage 1 audit**

The first step in the process of a voluntary change of the Notified Body is the application review (Stage 1 audit), which follows the process as described in the "Application Review: Stage 1 audit" section above.

### **Scenario 1 – Transfer 'mid-cycle'**

Under this scenario, we agree to complete the audit cycle for any certification transferred according to the audit schedule specified by the current certification body, i.e., transfer takes place 'mid-cycle'. Certificate(s) will be issued from the agreed transfer date with the same validity as the transferred certification.

Following the Stage 1 audit, a transfer audit (off-site) is undertaken. The transfer does not include an assessment of the technical documentation and the sampling plan from when the current (i.e., outgoing) Notified Body is taken over, as long as the remaining sampling cycle conforms with SGS procedures.

### **Scenario 2 – New cycle considering existing certification**

Under this scenario, we will require an initial audit (see "Stage 2 audit"), and certificates are issued with a full validity period. This transfer process follows the same path as the initial certification.

All existing nonconformances issued during the current certification cycle will be reviewed, and any nonconformances for which an effective corrective action is not demonstrated will be raised by SGS as Corrective Action Requests (CARs). Please note that the closure of nonconformances raised during the transfer process follows the same timeline as per [Annex 2 – Corrective Action Request](#).

We will additionally perform an off-site review of the submitted technical documentation to verify device conformity.

The audit team leader will issue a recommendation based on the findings of the audits and will also confirm the name, address, and scope details to be included in your certificates where these may differ from the existing certificates.

Serious deficiencies with the QMS and technical documentation, preparedness, existing certification, or certification of a relevant subcontractor and/or supplier could result in you being advised of additional costs and/or delay to the Stage 2 audit or initial assessment of the technical documentation. Other sections are applicable.

## Other medical device certification services offered by SGS

The global regulatory landscape for medical device products and services is complex, and many of our clients have a global reach. We offer a broad portfolio of certification and accreditation services covering various national and international requirements. Whether your organization currently has a global reach or if you are planning to enter additional markets in the future, SGS will be able to support you in your certification journey with a service tailored to your needs.

Please consult your local SGS Delivering Office Representative to receive a further guidance on how our range of offerings can help your products achieve a global reach. Our certification services include:

- MDR (EU) 2017/745
- IVDR (EU) 2017/746
- ISO 13485
- MDSAP Program
- UKCA (UK MDR)

## Useful references

- [The European Commission portal on medical device regulations](#) provides a broad range of up-to-date information and guidance documents, including:
  - Common Specifications, which define performance thresholds and requirement for validation data for specific types of devices. They are written into EU law and manufacturers of relevant devices must comply with them, unless they can justify using alternative approaches. There is currently one set of Common Specifications for the IVDR; Commission Implementing Regulation 2022/1107.
  - Guidance published by the Medical Device Coordination Group, which is considered to represent a consensus interpretation of the regulatory requirements and is taken into account by Notified Bodies as part of their conformity assessment.
- European Harmonized Standards, whilst not strictly mandatory, are applied by most manufacturers as a means of demonstrating compliance with IVDR requirements and thus are recommended. The list of applicable standards is available on the [Commission website](#).
- It is highly recommended that you apply the standards EN ISO 13485 and EN ISO 14971 when constructing your quality management system and technical documentation.

For more information on any of our services visit [www.sgs.com](http://www.sgs.com).

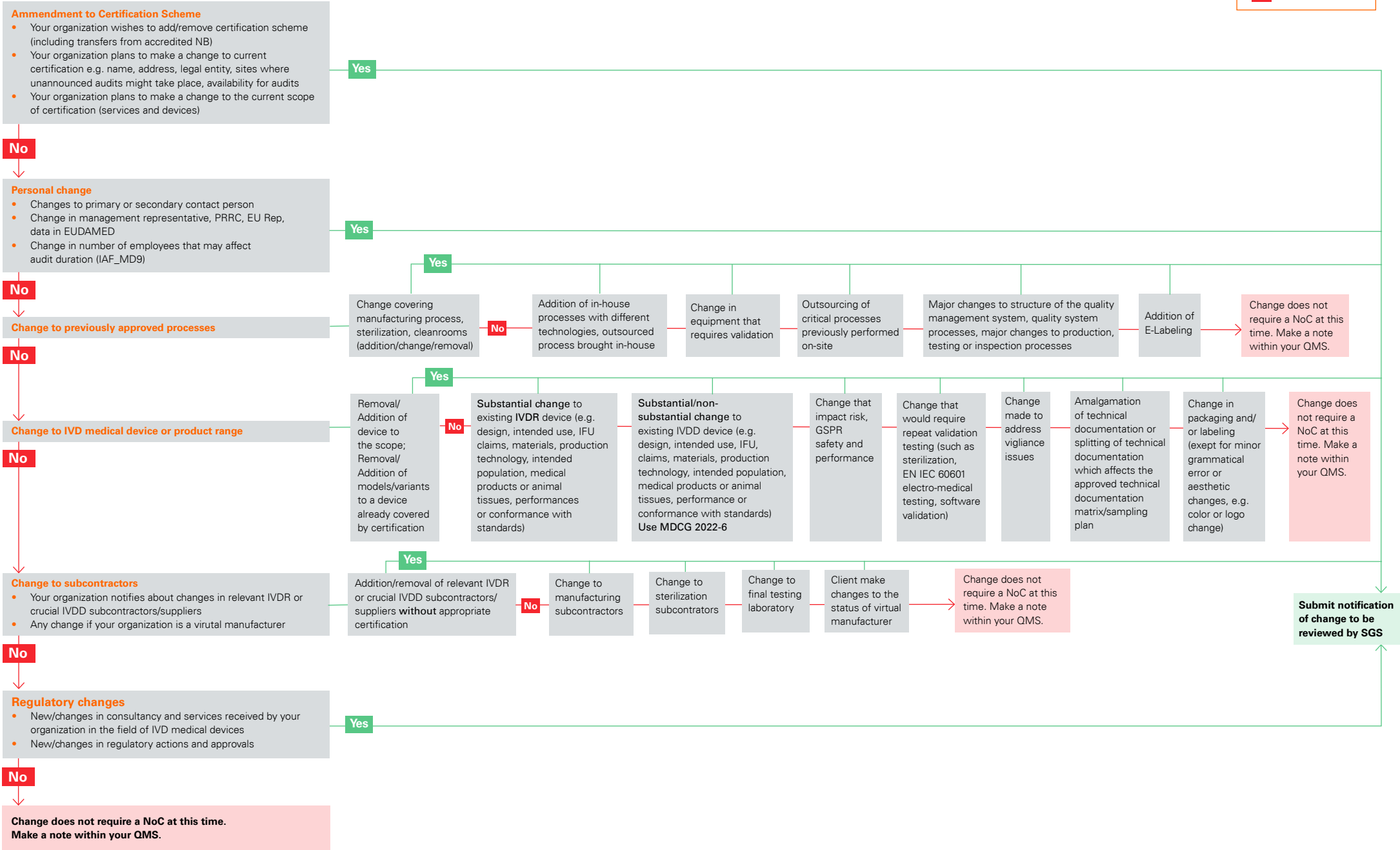
Annex 1: Changes which must be notified to SGS before implementation

Flowchart for defining whether to notify SGS about respective changes(s)

Legend

Yes

No





## Annex 2: Corrective Action Request (CAR)

During a QMS on-site audit and/or a technical documentation assessment, one or more nonconformances (non-fulfillment of a requirement) may have been detected and recorded. These nonconformances are presented to you in a Corrective Action Request (CAR) form for all QMS-related nonconformances. For technical documentation assessments, the nonconformances or potential nonconformances are integrated directly into the assessment report as Potential Issues to be Clarified (PIC) at the initial assessment, and if not solved, as major CAR in the follow-up report. Both forms are formal requests to describe the specific corrections and corrective actions taken, or planned to be taken, to eliminate the detected nonconformances within a defined timeframe. In addition, for QMS nonconformances identified during an on-site audit, you are requested to analyze the root cause of the nonconformances and provide us with corrections and corrective actions.

Please be informed that any identified major CAR can result in the SGS audit team leader or product assessor recommending suspension of your device or certificate. Therefore, every major CAR shall be given appropriate consideration for review and closing.

We would like to remind you that any delay in the submission of a corrective action plan and the implementation of correction or corrective actions for Major CARs may lead to new certificates not being issued, current certificates being suspended, or a device being removed from the certificate scope.

This document explains the underlying SGS NB 1639 process on corrective action requests, which starts from the moment of presenting the detected nonconformances to you (either by the auditor and/or the product assessor). By default, the date of the nonconformance is the last day of the audit or technical documentation assessment. It is very important to respect the timelines associated with CAR closure as concessions can be given only in very exceptional circumstances (force majeure).

These timelines for CAR closure are related to the severity and/or (potential) impact of the associated nonconformances and are defined by the auditor and/or product assessor according to SGS internal procedures. These timeframes are recorded and monitored by us, as well as by accrediting bodies and competent authorities.

### CAR - General information

1. Nonconformance can be graded as Minor or Major by the auditor (QMS audit) or product assessor (technical documentation assessment) depending on its severity and impact on the product's safety.
2. Make sure you understand the non-fulfillment of a requirement when the CAR is recorded.
3. For each QMS audit CAR, a corrective action plan is requested. Your action plan must contain a sufficient level of analysis to demonstrate to the auditor that you understand the essential details of the findings of non-conformance, and that you have identified root causes and, subsequently, the corrective actions needed. If appropriate, you also need to demonstrate corrections, or you must have a sound justification for not having finalized corrections.
4. Timeline associated with CAR closure are presented in the table below:

Stage	Classification	Timelines and round of review
CAR raised at initial IVDR Technical Documentation Assessment (before CE certification)	Major CAR	One (1) round of PIC (Potential issue to be clarified) that must be answered in a maximum of 2 months, followed by a maximum of three (3) rounds of Major CAR review.  Major CARs must be closed in a maximum of one (1) year from the date the initial technical documentation assessment report has been sent to you.
	Minor CAR (once all Major CARs are closed)	Maximum 12 months starting from the date the minor CAR has been raised and a maximum of two (2) rounds of response review are allowed.
	Minor QMS CAR (once all Major CARs are closed)	Minor QMS CARs are reviewed during the next on-site audit.
CAR raised at IVDR Stage 2 audit (before CE certification)	Major CAR	Two (2) rounds of Major CAR review (Major CARs must be closed within one (1) year from the last day of the Stage 2 audit).
	Minor CAR	Minor QMS CARs are reviewed during the next on-site audit.
CAR raised at IVDR Surveillance /Re-certification Technical Documentation Assessment (after CE certification)	Major CAR	One (1) round of PIC (Potential issue to be clarified) that must be answered in a maximum of 2 months, followed by a maximum of two (2) rounds of Major CAR review.  Major CARs must be closed in a maximum of six (6) months from the date the initial technical documentation assessment report has been sent to you.
	Minor CAR (once all Major CARs are closed)	Maximum 12 months starting from the date the minor CAR has been raised and a maximum of two (2) rounds of response review are allowed.
	Minor QMS CAR (once all Major CARs are closed)	Minor QMS CARs are reviewed during the next on-site audit.
CAR raised at IVDR Surveillance, Re-certification, or Unannounced on-site audit (after CE certification)	Major CAR	Major CAR should be closed within 90 days and two (2) rounds of response review.
	Minor CAR	Minor QMS CARs are reviewed during the next on-site audit.
CAR raised at PSUR assessment / SSP validation	PSUR CAR / SSP CAR	PSUR / SSP CAR should be closed within 90 days and two (2) rounds of response review (one round of PIC and one round of CAR).

- A specific date is scheduled and reserved for the evaluation of action plans and associated evidence, submitted by your organization as a response to the CARs. It is of utmost importance that action plans and associated data are correct, complete, and submitted on time, sufficiently resolving the non-conformance. It is neither SGS's responsibility nor the auditor and/or product assessor's to send reminders to ensure that this information will be submitted on time according to planned arrangements.
- Poor "quality" corrective action plans and/or not submitting them on time will cause serious delays that are the manufacturer's sole responsibility. If objective evidence is correct, complete, on time, and sufficiently demonstrates the resolution of the nonconformance, then the auditor and/or product assessor will be able to close the CAR.

7. If after the initial assessment of your technical documentation, a large number of Potential Issues to be Clarified (PIC) have been raised, SGS NB 1639 allows the product assessor to recommend voiding the technical documentation assessment if less than 50% of the PIC (with consideration of their nature and severity) can be closed at first follow-up review. You will be notified of this in writing in the technical documentation assessment report.

**To close a MAJOR CAR from a QMS on-site audit the following steps must be followed:**

- Conduct the root cause analysis, define the appropriate correction and compile a relevant corrective action plan immediately.
- Send the corrections and corrective actions plan to the auditor as soon as possible but within 2 working days following the receipt of the CAR.
- The auditor reviews the action plan, comments on or accepts it as presented. However, it remains your sole responsibility to resolve the findings of non-conformance. The action plan is a precondition to demonstrate the appropriate intended actions to the auditor and give confidence in a successful review and closure at the planned date.
- Documented evidence of the corrections and corrective actions implemented or being implemented must be sent to the auditor not later than 30 calendar days following the opening of the major CAR.
- The auditor reviews the evidence and determines if it is acceptable. If the provided evidence is not acceptable, the auditor will provide the feedback in writing, including the date on which you must send corrected evidence of the corrections and corrective actions implementation.
- Only two (2) iterations of evidence are sent, and the auditor's feedback is authorized within one (1) year (for the initial certification audit) or 90 days (for the surveillance/re-certification/unannounced audit). If after two iterations the provided evidence is not satisfactory, the expected new certificates will not be issued, and current certificates will be suspended, or the corresponding device will be removed from the certificate scope.
- In order to reinstate the device on the certificate or lift the suspension, all outstanding major CARs must be resolved, reviewed, and closed.
- If the auditor has determined that a follow-up visit on your site shall be performed to close the major CAR, the follow-up visit must be organized after a review of the evidence and within 1 year (for the initial certification) or 90 days (for the surveillance/re-certification/unannounced audit). This visit will evaluate actions taken and implemented, evaluate their effectiveness and determine whether certification can be granted or continued.
- If a major CAR is not closed as per established timeliness, certification will be at risk of suspension or withdrawal. Suspended and withdrawn CE certificates are automatically reported to the relevant competent authority and in EUDAMED.
- Successful review and closeout of all open CARs will lift (potential) sanctions on certification unless certificates have been withdrawn permanently.

## **To close a MAJOR CAR resulting from technical documentation assessment the following steps must be followed:**

- Send documented evidence of the corrections and corrective actions that have been implemented or are being implemented to the agreed SGS contact, not later than 30 calendar days following the opening of the PIC or major CAR.
- The product assessor reviews the evidence and determines if it is acceptable. If the provided evidence is not acceptable, the product assessor provides feedback in writing, including the date by which you must send updated evidence of the corrections and corrective actions implementation.
- Only four (4) iterations (for CARs raised during the initial technical documentation assessment) or three (3) iterations (for CARs raised during the surveillance/re-certification technical documentation assessment) of evidence sent, and product assessor's feedback are authorized within the one (1) year or six (6) months' timeframes, respectively. If, by the defined timeline and round of iterations, the provided evidence is not satisfactory, the expected new certificates will not be issued, current certificates will be suspended, or a device may be removed from the certificate scope.
- In order to reinstate the device on the certificate or lift the suspension, all outstanding major CARs must be resolved, reviewed, and closed.

## **To close a MINOR CAR from a QMS on-site audit the following steps must be followed:**

- Conduct root cause analysis, define the appropriate corrections, and set a relevant corrective action plan immediately.
- Send the correction and corrective action plan to the auditor as soon as possible, but not later than 2 working days after receipt of the CAR.
- The auditor reviews the action plan and comments on or accepts it as presented. However, it remains your sole responsibility to resolve the findings of nonconformance. The action plan is a precondition to demonstrate the appropriate intended actions to the auditor and gives an indication of a successful review and closure at the planned date.
- Implement your corrections and corrective actions according to your plan and prepare documented evidence for the next SGS on-site audit.
- The review will occur during the next scheduled (on-site) audit. Evidence of corrections, root cause analysis, and corrective actions will be reviewed. In the case of multi-site companies where sites are sampled during the next planned audit, the review will be performed on the main site/headquarters.
- Any minor CAR that cannot be closed out on time will be automatically upscaled to a Major CAR.

## **To close a MINOR CAR resulting from Technical Documentation Assessment the following steps must be followed:**

- Send documented evidence of the corrections and corrective actions that have been implemented or are being implemented to the agreed SGS contact as determined on the CAR form by the product assessor. This is normally within 1 year from the date the minor CAR was raised.
- The product assessor reviews the evidence and determines if it is acceptable. If the evidence presented is not adequate, the product assessor provides feedback in writing, including the date by which you must send updated evidence of the corrections and corrective actions implementation.
- Only two (2) iterations of evidence are sent, and the product assessor's feedback is authorized. If, by the second review, the provided evidence is not satisfactory, the minor CAR will be upscaled to a major CAR. If the client fails to address the major CAR within the defined timeline for major CAR closure, the product or certification will be at risk of withdrawal or suspension.

## Guidance on Root Cause Analysis and Corrective Action/Preventive Action (CAPA):

- **Correction:**

- The nonconformance recorded is a non-fulfillment of a requirement and, therefore, requires a correction to resolve the detected nonconformance. The nature of the correction can be diverse and depends on the character and significance of the deviation. The causal relationship between the deviation and the correction is that the correction lifts the non-conforming situation without necessarily knowing what caused the deviation to occur in the first place. When multiple issues are mentioned in the CAR, they all must be addressed.

- **Root Cause Analysis:**

- The manufacturer should clarify why the non-fulfillment of a requirement (the nonconformance) occurred. What contributed to the circumstances, and which aspects are more likely than others to be the real root cause? Thorough root cause analysis includes validation that the correct factor of influence had been discriminated. Only the determination of the correct root cause leads to a corrective action that ensures the reason for the occurrence of this nonconformance will be removed.

- **Corrective Action:**

- The corrective action has one goal only: create a solution that removes the root cause found and that proves to be sustainably effective in assuring that this deviation will not re-occur.
- Corrective Actions always need a diligent review and verification to ensure that the new situation will not introduce new causes for identical, similar, or other deviations.

- **General:**

- Please report in a fact-based manner, with a clear relation to the CAR requirement and the deviation found. A clear relation to revised evidence is important to understand the chosen resolution (where it needs to be added with reading instructions for the auditor/product assessor).

- **Preventive Action:**

- Preventive Actions only apply to nonconformances that have not occurred yet.
- Preventive Action shall be added to explore similar situations to those reported in the CAR but are different from those reported in the CAR and have not caused nonconformances yet.
- The review of Preventive Action will not be part of the review of a CAR; it may, however, be part of a review of your CAPA system.



**When you need to be sure**

SGS Headquarters  
1 Place des Alpes  
P.O. Box 2152  
1211 Geneva 1  
Switzerland

**sgs.com**



**SGS**